



Tridel's Built Green. Built for Life® program was founded on one simple truth: it was the right thing to do. Starting on the path of sustainability, we realized it was not a task to be accomplished over-night; rather it was a long-term objective that would provide a new benchmark for our continued growth and achievement. We found out all about "green washing" and how difficult it can be to find credible suppliers and services that are truly "green" and sustainable. Ultimately we concluded that becoming "green" is not so much about sacrifice as it is learning about the alternatives. This guide answers common questions about green choices. What are their benefits and how do they affect your life? It also demonstrates the cost savings and health benefits you gain while contributing to your new community and the world beyond, just by choosing a Tridel Built Green. Built for Life® condominium.

We are excited about all that we have accomplished with our customers but we also recognize that there is a lot more to do. Together, we have made a great start.

Welcome to your new Tridel Community.

With the Green Gift & Guide, Tridel has created a value added program for our customers that is part of our education program. Although we have tested all products provided in the Green Gift for compatibility with the finishes of our homes, we recommend that you read and follow all manufacturers' specifications for use and storage prior to use. Although we have made recommendations in the Green Gift and Guide, ultimately all decision making is your own personal responsibility and privilege. Tridel, Built for Life® and Tridel, Built Green, Built for Life® are registered trademarks of Tridel Corporation E. & O.E. 2015

BUILT GREEN. BUILT FOR LIFE.™

TABLE OF CONTENTS

Your Green Team	2
LEED® Certification Means a Green Building	3
Benefits of a Built Green. Built for Life® Community.....	5
Sub Metering at Argento.....	7
Integrated Fancoil with Energy Recovery Ventilation.....	8
Preserving our Water.....	10
Household Waste Management	11
Air Quality Innovations for Healthier Living	12
Your Green Gift	13
Green Cleaning	14
Green Living at Home	16
Green Facts	18
Deciphering Eco-friendly Logos	19



TRIDEL BUILT GREEN® CERTIFICATION MEANS A BETTER BUILDING

Tridel's 70 year history has been marked by significant milestones representing innovation and leadership. Our core values have always been Quality, Teamwork, Integrity, Innovation, Family Values and Safety, it was these guiding principles that lead to our Built Green. Built for Life® program in 2003. This program started as a commitment to improving energy efficiency in buildings and to help insulate homeowners from rising energy costs. This leadership soon evolved into a major commitment to building all new projects to meet the most comprehensive environmental certification program called Leadership in Energy and Environmental Design or LEED®. Since 2005, Tridel has designed well over 20 new projects to the strict requirements of LEED®, recognized as the most credible third party certification program. With multiple awards, such as the BILD, Green Builder of the Year, High-Rise, Tridel has been recognized by the industry as one of Toronto's eminent Green Builders.

In 2004, Tridel started its internal Sustainability division to dedicate a team focused directly on Certification, Research and Development. At every stage, from the initial design and planning, to resident occupancy, our team works

behind the scenes to ensure your home meets not only your expectations, but ours as well. We understand that while one company can make a difference, it is through working together as an industry where we will be able to establish the kinds of necessary change that meets the needs of today's homeowners while safeguarding the well-being of future generations. Tridel has worked with industry groups to advance green building design and worked with manufacturers to develop new equipment and products. On balance, Tridel is responsible for mainstreaming many potentially transformative new approaches. Fully integrated with the Construction arm of Tridel, the Sustainability team works directly with the Sales Group, Customer Care and Property Management divisions to adhere to environmentally responsible practices across our entire corporation. Our efforts in research and development provide the highest quality of design, demonstrated performance and economical sustainability.

The content has been provided by the following Tridel staff, committed to raising homeowner education and awareness.

Publisher: Tridel®

Associate Editors: Danielle Feidler
Teresa Westlake
Subhi Alsayed

YOUR TEAM (shown above from left to right)

Back Row:

Greg Nevison - Senior Vice President, Construction
Dave Hamilton - President, Provident Energy Management
Lynn Bowers - District Manager, Del Property Management
Peter Meneguzzi - Director, Project Management
Lore Piccoli - New Projects Coordinator, Del Property Management
Robert Tomei - Director, Project Management

Front Row:

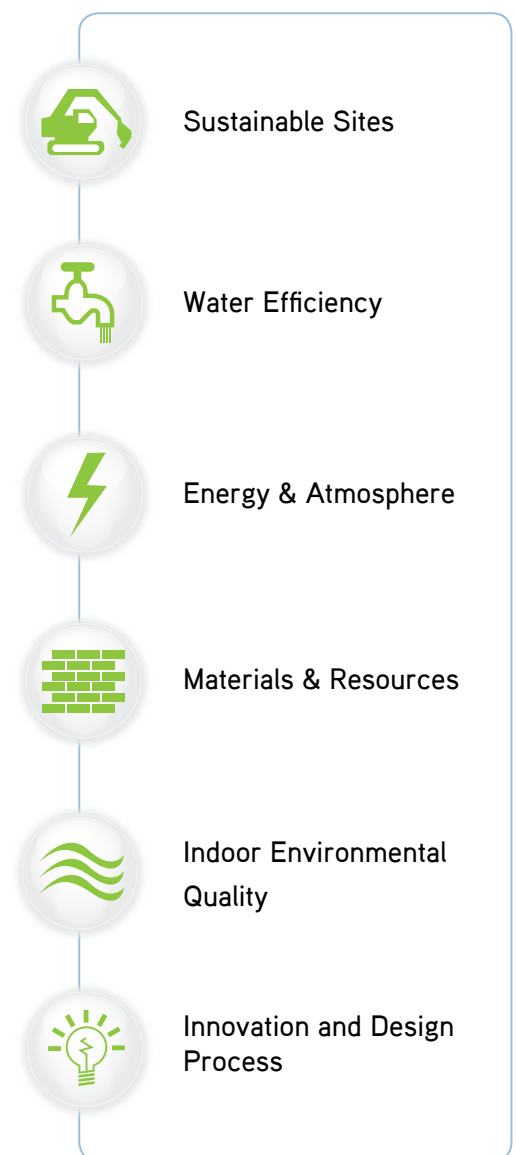
Danielle Feidler - Vice President, Customer Care
Jim Ritchie - Senior Vice President, Sales & Marketing
Teresa Westlake - Community Manager
Bruno Giancola - Vice President, Project Management

Every building has an environmental impact. Did you know that buildings consume a third of all primary energy, two thirds of all electricity and another third of all raw materials? Clearly, as condominium developers and owners, it is our collective duty to try and lessen that. From the earliest planning and development to occupancy of your home, our team works to ensure your home is designed and constructed to Tridel's strict standards.

We think LEED® is the most established and comprehensive green rating system out there and it is important for our customers to have third party certification, so you know there is no 'green washing' here. LEED® stands for Leadership in Energy and Environmental Design and is administered by the Canada Green Building Council. There are seven categories outlined by the LEED® Program.

1. Sustainable Sites
2. Water Efficiency
3. Energy & Atmosphere
4. Materials & Resources
5. Indoor Environmental Quality
6. Innovation and Design Process
7. Regional Priority

We are very proud to have sold more LEED® candidate suites than any other builder in the GTA. To date, Tridel has 22 communities designed for LEED® certification and has sold over 5000 'green' suites across the GTA, equivalent to approximately 7.5 million square feet, and we're just getting started!



ARGENTO'S GREENNESS

Tridel employs a team of LEED® accredited professionals during planning, development and construction. They ensure your home meets or exceeds the necessary requirements

in the seven categories outlined by the LEED® Program. Here's how our environmental view looks from Tridel's drafting tables to your community and your new home.

- You're "green" by design. By choosing a high-rise condominium you are building "up" not "out" and that generally allows for **greater preservation of our green spaces**
- Strategic location in an established neighbourhood gives you a range of local amenities and access to public transit, which also allows for **less car dependency**
- Preference for construction materials with higher volumes of **recycled content**
- Tridel **recycles or diverts at least 75%** of construction waste from landfill for other uses
- Tridel designed your building envelope to have an engineered glass to wall design ratio to **optimise energy performance and minimize heat losses**, while maintaining spectacular views
- **High efficiency heating and cooling systems** such as boilers, chillers and energy recovery ventilation
- Carbon Monoxide sensors in the underground parking levels exhaust air as required, **reducing exhaust fan energy use by approximately 70%**

- Bicycle storage conveniently located within the parking garage to **encourage alternative transportation**
- **High efficiency lighting** in underground parking and common areas
- **Electric charging stations** for the conscientious car owner available in the underground parking levels for your new community

- Accessible and convenient **recycling facilities** with the installation of a tri-sorter disposal chute on each residential floor

Argento is designed to be at least **36% more energy efficient** than a building designed to the Canadian Government's Model National Energy Code for Buildings (MNECB)

- Each Tridel Built Green. Built for Life® green building **reduces water consumption by approximately 40%**
- Argento is designed to **reduce carbon emissions by 944 tons per year** compared to a typical building designed to the MNECB.

Argento is a LEED® candidate for certification, registered with the Canada Green Building Council (CaGBC).

YOUR HOME'S GREENNESS

- Sub-metering of electricity, space-heating and cooling and hot water usage so **you can control costs**
- Double-glazed windows with low E coating to **reduce heating and cooling costs**
- High pressure, low flow showerheads and faucets to **reduce water consumption**
- Dual flush **water efficient toilets**
- Front-load washing machines which **use less water and less energy**
- Energy Star appliances to **reduce energy**

- In-suite light fixtures designed to fit **long lasting, energy saving compact fluorescent lights**
- Low VOC (Volatile Organic Compounds) paints, adhesives and sealants to **reduce off gassing and improve indoor air quality**
- Adhesive-free easy maintenance hard surface flooring also **reduces off gassing** in your home
- A fancoil unit with integrated energy recovery core to capture energy (heat and moisture) from exhaust air and **reduce ventilation costs**



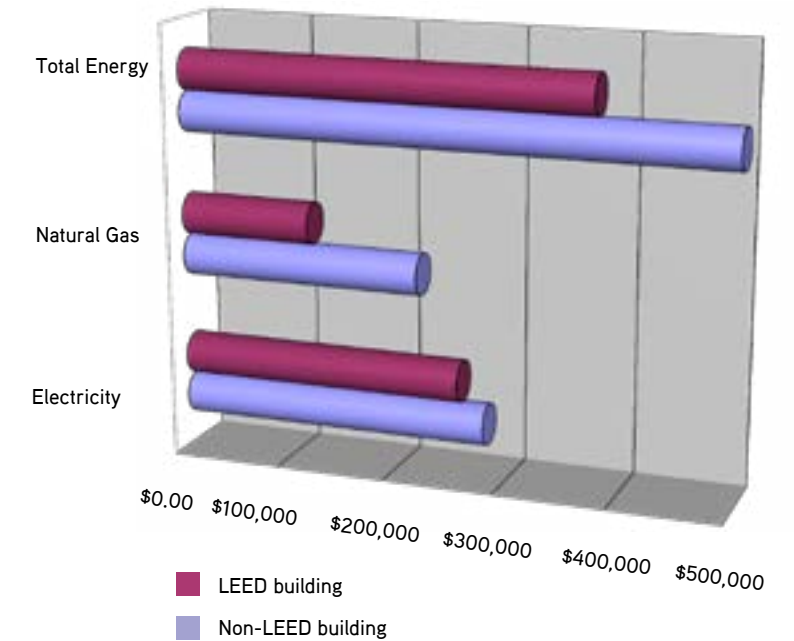
BENEFITS OF A TRIDEL BUILT GREEN. BUILT FOR LIFE® COMMUNITY

If helping the environment didn't top your list of reasons for buying a Tridel home, you're not alone. However, the innovation and health benefits of your Tridel Built Green. Built for Life® building may change that. There's something for everyone. If new technologies fascinate you, Built Green. Built for Life® communities open a window on the future of urban living. If you watch monthly operating costs closely, you'll be pleased to learn that our green buildings use less electricity, gas and water. And health conscious homeowners will especially appreciate the improved indoor air quality.

Today we're inundated with information and images about buying and living "green". But how do you distinguish between facts and hype? Look for third party certification like LEED® and start by understanding the difference between typical buildings and buildings constructed in an environmentally conscious manner.

One of the biggest differences is in the design of low water and energy systems consumption. Also, by reducing energy and water consumption, green buildings have a positive impact on your monthly maintenance fees. Your payoff is exponential where you achieve greater sustainability, reduce your environmental impact, lower your operating costs and save money. So, when you chose to live in a Tridel Built Green. Built for Life® Community, the "right" choice was the \$mart choice too.

Building Energy Costs Comparison



* The graph displayed is for demonstration purposes only. Individual buildings will vary.

WHERE DOES YOUR MONEY GO?

Common Area Costs in a Typical Community. Typical common element energy costs are approximately 40% of your condominium's budget. In a Tridel Built Green. Built for Life® community, you can save over 25% in energy costs.

Source: Del Property Management, Inc. & Provident Energy Management 2012



MORE WAYS A NATURALLY BETTER BUILDING SAVES YOU MONEY

- **Using less energy** - Energy costs represent a significant portion of a condominium’s common area assessment - up to 40%! Less energy will mean lower common charges. Simple. Each LEED® certified green building can reduce energy consumption by over 30%.
- **Using less water** - Water charges are also rising in the City of Toronto. Tridel installs dual flush toilets and low flow faucets and showerheads to reduce consumption by approximately 30 to 40%.
- **Controlling your suite’s utility consumption** - Sub-metered billing for electricity, hot water and heating and cooling costs let you manage your consumption and, likewise, your costs. You only pay for what you use.
- **Controlling your building’s energy consumption** - Your building is equipped with sophisticated systems that allow efficient energy management. Building Commissioning is a third party process that ensures all building systems are installed and operating optimally. Energy Management is an ongoing service that ensures your building systems remain efficient and optimal. The Argento Condominium utilizes an energy management company that continually monitors, measures and operates your systems to maintain your energy efficiency.



Remember to turn down your thermostat when you are away at work or on holidays.



SUB METERING AT ARGENTO

One of Tridel’s core values is innovation. Having embraced advances in design and technology for in-suite sub-metering of thermal energy, electricity and water, every home in your community is equipped with individual meters to record each homeowner’s consumption. This is a big change from conventional buildings where water and utility costs were charged based on the square footage of your home, not on your actual use. With energy prices on the rise, homeowners are now responsible for their own energy and water consumption.

Utilities purchased by your Condominium Corporation are approximately 8% to 14% lower in cost than those for a typical single family home and these savings are passed on to you. For even more control, your energy bills can be viewed on-line at www.pemi.com. This online access allows you to track your daily, monthly and annual energy consumption; giving you an accurate picture of your usage and hopefully, the ability to affect even greater cost savings.

SO WHAT METERS ARE IN MY HOME?

1. THERMAL

Thermal meters measure the overall consumption of energy associated with heating and cooling your home. Integrated as part of your overall building system, energy costs are allotted based on use and not on square footage.

2. ELECTRICITY

Smart meters allow you to measure electricity based on consumption and time of use. Should utilities in the province move to tiered pricing structures to reflect peak and off-peak electricity costs, residents will potentially benefit from shifting their demand loads from mid-day in the summer time, lowering their energy costs and reducing the building’s overall carbon footprint.

3. WATER

Hot water is also metered in your building, providing you with control of your consumption. Water costs have been rising by approximately 9% annually, a trend which is expected to continue.*

*source: City of Toronto 2012.



INTEGRATED FANCOIL WITH ENERGY RECOVERY VENTILATION

INSUITE VENTILATION & ERV

Your Insuite Energy Recovery Ventilator or ERV is an integral part of your home's ventilation design. This new and innovative Integrated Fancoil unit system (IFCU) is becoming common place in Tridel's residential condominiums. Simply put, this unit allows the delivery of fresh outdoor air directly into your home through the vertical fancoil unit, while recovering 60%-70% of the energy of your outgoing air.

Each home at Argento is designed with an individual Fancoil unit with an integrated ERV core. This ERV core is designed from a special membrane that only allows the transfer of heat and moisture from one airstream to the other while blocking the transfer of contaminants. For extra protection of your indoor air quality, this special ERV core is coated with a material, called "Microban®", which helps prevent growth of bacteria and mold on the surface of the ERV core.

HOW DOES IT WORK?

FRESH OUTDOOR AIR is distributed throughout your home
STALE AIR is expelled

Simply stated, waste energy from stale air is used to warm up incoming air in winter and cool down incoming air in summer while recovering energy from the departing airstream and ensuring better indoor air quality.

In winter, as warm, stale air is exhausted from your home, the heat from this exhausted air stream is used to warm the fresh, cold incoming air before it is distributed around the home.

In summer, the cooler, conditioned air stream exhausted from your home is used to cool the warm incoming fresh air, reducing the amount of air conditioning energy required to cool your home's fresh air supply. The ERV also helps to transfer the moisture from the incoming fresh air to the outgoing stale air, further reducing your energy bills and increasing comfort.

ERV CONTROL

ERV units are controlled by a wall mounted switch. The control switch is located inside the ensuite and in suites with two washrooms, there is a second control switch in the powder room or guest washroom.

ERV Controller:

The ERV built in your fancoil unit runs continually at low speed, thus ensuring the minimum amount of outside ventilation air is always delivered into your living space. When an increased amount of outside air is needed, the wall switch offers three options to switching the ERV to a higher volume of outside air for the duration corresponding to the number on each button:

20 Minutes - recommended when the washroom is in use.

40 Minutes - recommended when the shower is in use.

60 Minutes - recommended when cooking.

When on vacation or for general household activities no option is required to be selected.



ERV Controller

BENEFITS

1. Improved Indoor Air Quality IAQ

Indoor air can be 2-5 times more polluted than your outdoor environment.* The ERV continuously exchanges the air in your home, exhausting stale air from the bathrooms and replenishing with fresh outdoor air. This continuous ventilation improved IAQ by constantly removing pollutants from your home.

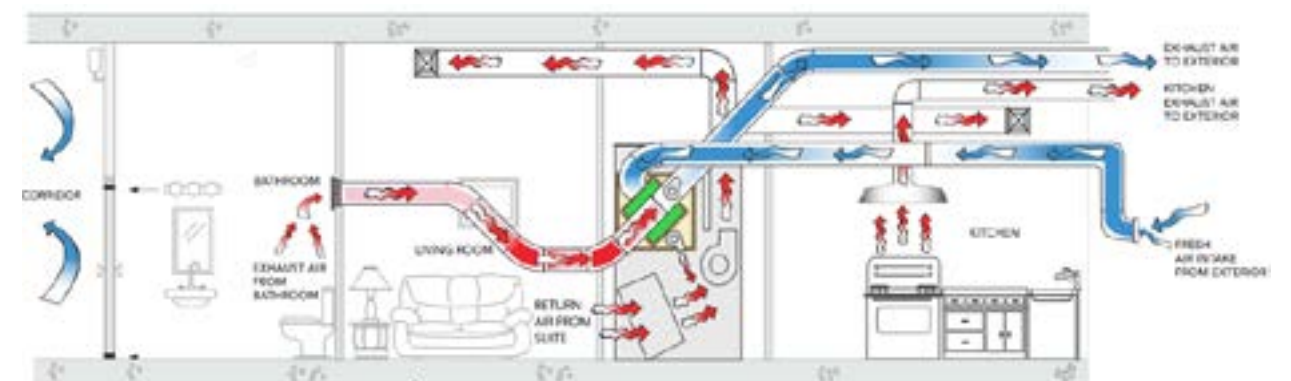
3. Cost Savings

The combined benefits of independent control and improved IAQ, also offers you cost savings. The ERV works on the principle of exchanging energy between outgoing and incoming air. As ventilation is the single largest energy load in a high-rise residential building, the ERV now works to save 60%-70% of this energy on an ongoing basis.

*source: www.epa.gov/iaq/schooldesign/hvac.html

2. Independent Control

Each ERV unit provides the full ventilation requirements to your home, allowing your suite to operate completely independent of your building. Your front entry door is also sealed with weather stripping, separating it from the corridor and other suites. Homeowners also have full control in operating their ERV's at multiple speeds for increased ventilation requirements.





PRESERVING
OUR WATER

Water is one of our most precious resources. While water covers a vast portion of our planet, less than 1%* of all water on earth is available for human use. In Ontario, we are blessed to live in close proximity to the Great Lakes basin, the largest source of fresh water on earth. But the Great Lakes do not give us an inexhaustible supply, only 1% of the Great Lakes waters are renewed each year.* Canadians use more water per capita than almost anyone else in the world. Between population growth and the increasing demand for water, conserving this precious resource is more important than ever. Every Tridel building is designed to reduce potable water consumption by 30%-40% through water efficient fixtures and appliances. In an average high rise condominium building this amounts to 10-15 million liters of water saved each year – equivalent to over 5 Olympic size swimming pools. Water efficiency also means a further reduction downstream in our municipal treatment and pumping facilities, resulting in lower power consumption and greenhouse gas emissions from the City's associated infrastructure. Saving water also reduces costs for your building; water rates have been escalating approximately 9% annually in the City of Toronto. The following are common features in your building that contribute to major water savings:



Showers & Faucets: all fixtures in your suite are equipped with high pressure – low flow aerators. Water saving aerators will easily reduce consumption by approximately 20%-40%. Reducing the volume of hot water also means a direct saving in your gas bill.



Appliances: Energy Star appliances are a standard Tridel feature in all new homes. Appliances such as laundry and dishwasher substantially reduce water consumption by approximately 30%-50%. Front loading washing machines also spin much faster and can remove water from your wet clothes more effectively – that's a major electrical savings by reducing the dryer run time.



Low flow toilets: Dual flush toilets have a half-flush option, estimated to save approximately 30% water in your community. This technology was developed in Australia and has been adopted by Tridel as the standard toilet option.



Irrigation & Landscaping: Native vegetation landscaping is increasing in popularity due to the adaptive nature of the plants, reduced maintenance requirements and minimized irrigation. The "Smart" irrigation design, where water demand is controlled by satellite weather information, combined with the use of rainwater collection, is estimated to significantly reduce water consumption.



REDUCE
REUSE &
RECYCLE

HOUSEHOLD WASTE MANAGEMENT

Waste management and diversion from landfills has become a focal point in every municipality, as each is working hard to develop new programs to reduce waste streams. Canadians throw out about 30 million tonnes of waste each year. That's one tonne of garbage for every Canadian.* Recently, new programs have been developed to facilitate recycling, organics and waste diversion in residential homes. With such programs, homeowners are being given the tools to manage their household waste and increase the diversions of waste from landfill.

Programs such as organics are now being integrated, helping homeowners support waste diversion. Argento is

equipped with a tri-sorter. The chutes sort three separate types of garbage - organic, normal waste and recycling. By simply pushing a button, each homeowner can help reduce their waste and divert recycling and organic waste to the proper channels.

In meeting our commitment, Argento was able to divert 75% of all construction waste from landfills.

DIFFERENT TYPES OF HOUSEHOLD WASTE



Blue bin

Cardboard, Paper, Plastics, Clear Glass and Aluminium



Green bin

Food and food scraps, plants, animal waste including kitty litter and soiled tissues or napkins



Garbage

normal household waste which is not hazardous, recyclable or organic



Electronics

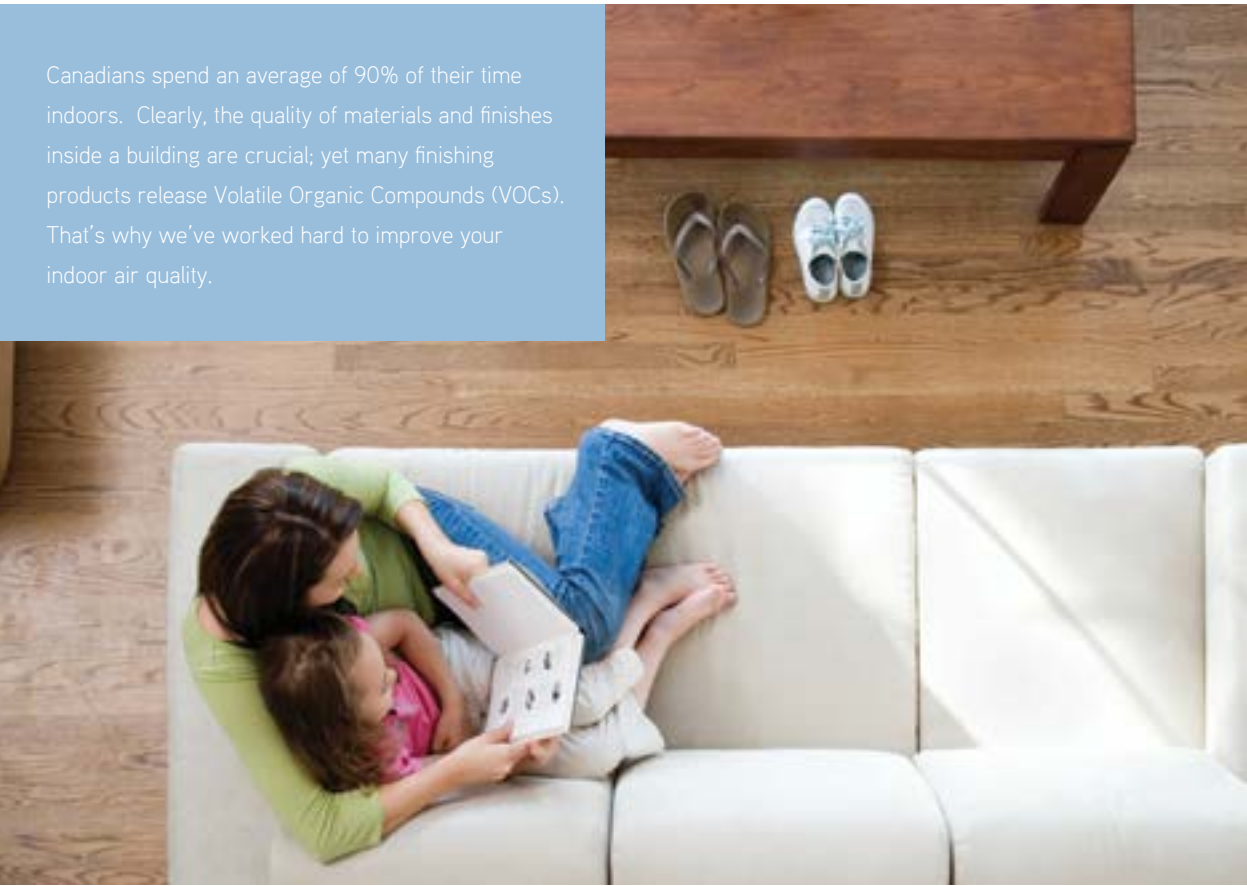
From cell phones to computers, keyboards and even old calculators, electronic waste can often be recycled or repurposed. Ask your Property Management Office for information on electric waste collection in your community.



Hazardous waste

Household Hazardous Waste can sometimes be a confusing issue. Items such as oil for your car, CFL light bulbs, batteries, paint and electronics should be diverted from landfill or normal waste. These products are harmful to the environment and need to be disposed of properly. Household Hazardous Waste is any product that is corrosive, explosive, flammable or poisonous and should never be placed in your garbage, blue box or green bin. As a community, a Red Bin cabinet has been provided to make it easier to deal with Hazardous Waste. Alternatively, hazardous wastes depots are provided by the City of Toronto at several locations.

AIR QUALITY INNOVATIONS FOR HEALTHIER LIVING



At Tridel, we understand that where you live is as important as how you live. That’s why we’ve taken steps to safeguard your home environment by installing superior systems and materials in your new home.

On average, by living in a Tridel Built Green. Built for Life® condominium community with 300 or more homes, you help **reduce Greenhouse Gas Emissions (GHG) by approximately 500 tonnes**. Wow! A reduction in GHG means better air quality and improved health for you, your community and greater neighbourhood. Here are some of the included benefits of living in your Built Green. Built for Life® community.

Volatile Organic Compounds (VOCs)
Indoor pollution sources such as upholsteries, carpets, adhesives, cleaning products, printers and photocopiers, combustion appliances and furnaces, plastics, building materials (such as urea formaldehyde and creosote infused wood products), inks, paints, and finishes release gases and particles into the air that are often toxic (VOCs).

- **Low emitting materials** – Your carpets, paints and adhesives contain fewer volatile organic compounds
- **Improved ventilation** – Your ERV delivers fresh air to your suite while exhausting stale air from your washrooms
- **Air tight construction** – minimizes transfer of contaminants like tobacco smoke between suites

Toxins emanating from pesticides, fertilizers, radon and tobacco smoke can infiltrate from outdoors too. Poor ventilation can compound the effect of these pollutants, resulting in poor human health, headaches and absenteeism. Indoor air quality can be greatly improved by choosing non-polluting material and cleaning solutions while providing appropriate ventilation systems.



How you live is as important as where you live. We kept that in mind when sourcing the partners whose products are in your Homeowners Green Gift. We looked for people and companies who shared our vision of sustainability and our Core Values of Quality, Teamwork, Integrity, Innovation, Family Values and Safety. Our gift to you includes green essentials for you to use during your first months in your new home, from personal care products to cleaning materials, and more!

enjoy!

We feel our “green gift” is an amazing opportunity to create a powerful agent of environmental change while giving you the confidence of personal and homecare products that have been tried, tested and true.

Our employees have personally used every product to make sure they are good enough for you.

clean & green

Small steps lead to bigger change and we grow “greener” one good decision at a time.

We believe that the smell of new and clean is not paint, ammonia or bleach but rather no smell at all. Or even better, the scents of fresh flowers and citrus, like the products we’ve selected for your gift.

Most of the products in your gift are third party certified for their sustainability. We have worked to provide the best options to you that achieve both green and clean.

We hope you enjoy our “green gift” as much as we enjoyed creating it for you.

Remember: Always read labels carefully before using any cleaning product and use only as directed. This prevents unnecessary damage to the finishes in your new home. Remove any excess cleansers from surfaces after cleaning.

OUR PARTNERS IN YOUR GREEN GIFT

Nature Clean offers non-toxic, environmentally safe alternatives for household cleaning, laundry and personal care products. Nature Clean is a 100% Canadian owned and family run company and has been dedicated to providing safer consumer household products for over four decades.

affresh® cleaners offers a complete line of interior and exterior cleaning products to keep your appliances looking and performing like new. Visit afresh.ca to learn about some great cleaning tips, where to get more and to join the conversation on their blog.





GREEN CLEANING AT HOME

There may be no need to alter your current cleaning or living routine to adopt a green cleaning program in your new home. All you need is a desire to live healthier and a willingness to try something new. First thing? Many household products are hazardous materials. At any given time, there may be thousands of chemicals off gassing in your home, effecting your indoor air quality and ultimately, you. Think of paints and paint thinners, oven and drain cleaners, mothballs, floor and furniture polish, rug and upholstery cleaners, and pesticides. They may be harmful. Clever marketing would have us believe

that we need a specific cleaner for every single item in our homes. Not only is this not true, following this advice can inadvertently lead to a toxic stew. The fumes from bleaches and ammonias can mix together and accidentally create a poisonous gas while we clean our houses. But there are organic alternatives to most of these workaday toxic household products. These natural and eco-friendly alternatives are readily available and ensure your home is a healthy and safe environment.

VINEGAR naturally cleans like an all-purpose cleanser. Mix a solution of 1-part water to 1-part vinegar in a spray bottle. It's also an excellent deodorizer and disinfectant. It's safe to use on most surfaces and has the added bonus of being incredibly cheap and don't worry, the smell disappears when it dries. Here are some uses for vinegar in the rooms of your house.

1. **Bathroom** - Clean bathtub, toilet, sink, and countertops. Use pure vinegar in the toilet bowl to get rid of rings. Vinegar is great on mirrors and doesn't leave a residue. Mop the floor in a vinegar & water solution. The substance will also eat away the soap scum and hard water stains on your fixtures and tile.

2. **Kitchen** - Clean the stovetop, appliances, countertops, and floor. It's an excellent degreaser that works safely on most surfaces.
3. **Laundry Room** - Use vinegar as a natural fabric softener. This can be especially helpful for families who have sensitive skin. Add ½ cup of vinegar to the rinse cycle in place of store bought fabric softener. Vinegar has the added benefit of breaking down laundry detergent more effectively.

NOTE: Always make sure your solution is properly diluted. Always test your solution first on an inconspicuous area. Never use vinegar on marble surfaces.

LEMON JUICE is another natural substance that can be used to clean your home. It dissolves soap scum and hard water deposits. It cleans and brings a shine to brass and copper. Here are a few lemon tips:

1. Mix lemon juice with vinegar and/or baking soda to make cleaning pastes. One way is to halve a lemon then sprinkle baking soda on exposed lemon flesh. Scrub dishes,

surfaces and stains directly with your frothy lemon.

2. Mix 1 cup olive oil with ½ cup lemon juice and you have a furniture polish for your hardwood furniture.
3. Boil a bowl of water with a couple lemon slices inside the microwave first and then let the lemon water sit for about five minutes. The steam will loosen dried food and neutralize any smells.

BAKING SODA scrubs surfaces the same way as commercial abrasive cleansers. It's also

an excellent deodorizer. Place a box anywhere you need to absorb odours, especially in the refrigerator and freezer.

OTHER GREEN ALTERNATIVES

INSTEAD OF:

ammonia-based cleaners

silver cleaner

toilet cleaner

disinfectants

drain cleaners

rug/upholstery cleaner

mothballs

oil-based paints

furniture stripper

House plant insecticide

USE:

baking soda & water

boiling water, baking soda, salt, and a piece of aluminum

baking soda and a toilet brush

1/2 cup borax in 1 gallon of water

1/2 cup baking soda and 1/4 cup of vinegar in boiling water

dry cornstarch

cedar chips, lavender flowers

latex or water-based paints

Sandpaper

dishwater or bar soap & water

NOTE: We're not suggesting you should throw away all the cleaning products in your home today. Rather, replace your current supplies with healthier alternatives as the need arises so you won't have to worry about waste. If you do have excess, please remember to dispose of them properly.



Hooked on being Green?
Here are more helpful tips to help you live it at home all the time.

KITCHEN

- Make sure your **refrigerator is not set colder than necessary**. Refrigerators account for up to 15% of your home’s energy bill
- **Use water carefully**. If you hand wash your dishes use a basin of water rather than under a running faucet
- Store foods in **reusable containers** rather than plastic wraps and foils
- Use **phosphate-free** laundry and dish soaps
- Don’t dispose of **hazardous substances** down your drain or in your trash (paint, bleach, paint thinner, furniture polish, gasoline, etc.)
- Run your **dishwasher during off-peak hours** (after 7 pm or before 7 am on weekdays or anytime on weekends)
- Put a **lid on your pot** while cooking or boiling water
- Thaw frozen foods ahead of time, instead of using the microwave or running hot water. **Thawing food can reduce recommended cooking time by 30%**
- Keep a container of **drinking water in your refrigerator** instead of running the tap unnecessarily
- **Try not to overload or wash half loads** of dishes in your dishwasher
- Use **shorter cycles** when you have easy to clean dishes
- Do not use the “**rinse hold**” function for a few soiled dishes as it wastes 12-28 litres of hot water each time you use it
- Check the **seals on your oven and refrigerator** periodically
- Do not obstruct any **vents inside the refrigerator** compartments
- Let hot **leftovers cool down** before putting them in the refrigerator
- **Do not overload** your refrigerator and freezer
- **Do not preheat** your oven for longer than necessary, no longer than ten minutes is recommended
- Choose the **burner size** that matches your pot
- Use **glass or ceramic baking dishes** in the oven. You can lower baking temperature by 25 degrees Celsius as these materials retain heat better than others
- **Keep your oven door closed**. Every time you open the oven door during cooking, the temperature drops 5 to 10 degrees Celsius

LAUNDRY

- Wash **full loads** rather than partial
- Use **cold water** in the washer unless it’s really necessary to use warm or hot. Up to 90% of the energy used for washing clothes goes to heating water
- Do **laundry during off-peak hours** (after 7 pm or before 7 am on weekdays or anytime on weekends)
- Get an **indoor clothesline** and dry delicate laundry naturally
- **Clean the lint filter** of the dryer after every use. A clogged lint filter increases drying time
- **Dry towels and heavier cottons in a separate load** from lighter items
- **Use the cool down cycle** to allow the clothes to finish drying with the heat that is left in the dryer

WASHROOMS

- **Turn off the faucet** while you brush your teeth. If you just wet and rinse your brush instead of letting the water run, you save 41 litres of water
- When shaving, **filling the basin** instead of letting the water run saves 63 litres of water
- Make a habit of turning on **the cold water tap** rather than the hot
- Make sure water **faucets don’t drip**. A dripping tap can waste 23 litres of water a day
- **Check your toilets** for leaks. A leaking toilet can waste over 31,500 litres of water every month!
- **Shorten showers** in order to reduce hot water use
- Take **showers instead of baths**. A bath uses more water than a shower
- Do not use toilets for **disposing of trash or waste paper**

Important Tip: Light pollution can impact local migrating birds & wildlife. By ensuring that task lighting is directed away from windows and by using window coverings you can help reduce the number of birds that collide with glass in urban settings and reduce your impact on the surrounding environment.

What is the Canadian Green Building Council? The Canadian Green Building Council (CaGBC) is the leading national organization working to advance green building practices. The Council implements the LEED® Green Building Rating system in Canada.

What are Green House Gases? GHGs or Green House Gases are gases present in the atmosphere which reduce the loss of heat into space and contribute to global temperatures.



INTERESTING FACTS

- **Fluorescent light** is 4 to 5 times as efficient as an incandescent light
- **Standard incandescent bulbs** use 90% of their energy to make heat and only 10% to make light
- Showerheads can use **up to 1/3 of all the hot water** used in a home
- **White walls and ceilings reflect 80% of the light** whereas dark walls reflect only 10%
- One drop per second from a **leaky faucet will waste** enough hot water every month for 16 hot baths, that's up to 8,448 litres of water per year
- **Recycling paper** can cut pollution by 50%, water by 60% and energy consumption by 70%
- The average home's **washing machine is used 416 times** per year
- **Direct sunlight** is 100 times brighter than the light from a strong reading lamp
- **Compact fluorescent lamps** last ten times longer than incandescent
- Dishwashers commonly use **water heated to 140 degrees** which is hotter than any other water used in the home
- About **80% of the energy** that your dishwasher uses heats the water
- If each member of a family of four takes a daily five minute shower, the family will use more than **2,800 liters of water every week**, which is a three-year supply of drinking water for one person
- About 15 to 25 % of the **energy used for heating homes** warms air that is leaking through cracks
- **Ceiling fans** consume as little energy as a 60-watt bulb, which is about 98% less energy than most central air-conditioners use
- **Canadians waste 340 litres of water** per person per day, this is twice as much as the average European consumes
- It takes **more energy to cool an empty freezer** than it does a full one
- Microwave Ovens use **up to 75% less energy** than an oven
- In a typical home about **54% of energy costs is for heating and cooling** and **20% is in hot water** usage
- Any appliance that is remote control operated still **uses electricity even when not in use**
- In winter, Ontario's greatest demand for electricity usually occurs from 5 PM to 9 PM. Try **switching non-essential chores to the off peak times** between 9 PM and 7 AM to help reduce demand on community infrastructure
- **60% of the energy used** by a computer is used by the monitor
- Contrary to the urban myth, less energy is consumed when **lights are turned on and off** as you come and go than if a light is left on all the time

Source: Provident Energy Management, 2010



DECIPHERING ECO-FRIENDLY LOGOS

With products everywhere advertising natural ingredients and earth friendly promises, it's hard to sift through the hype. These third-party endorsements and trusted environmental logos are the key to ensuring what you purchase for your home is healthier and truly eco-friendly.



Ecologo certified products, services, and packaging are certified for reduced environmental impact. Ecologo certifications are voluntary, multi-attribute, lifecycle based environmental certifications that indicate a product has undergone rigorous scientific testing, exhaustive auditing, or both, to prove its compliance with stringent, third-party, environmental performance standards."



The Green Seal is an internationally recognized environmental standard. Products bearing this symbol have been third-party certified as environmentally friendly.



Energy Star is a government-backed program helping businesses and individuals protect the environment. This logo's presence on an appliance is your assurance of energy efficiency.



Hi Efficiency is especially important for Laundry Detergent in Energy Star rated Whirlpool washing machines.



The Leaping Bunny Program assures that no new animal testing was done in any phase of your product's development.



The mobius loop, an international recycling symbol, can be found on many products. Note: A mobius loop in a light background means that the packaging or product can be recycled where facilities exist. A light mobius loop on a dark background advises consumers that the product contains recycled materials.



The Canada Green Building Council, or CaGBC, is a not-for-profit organization created to further the expansion of green building in Canada and is dedicated to the LEED rating system and high-performing, healthy green buildings, homes and communities throughout Canada.

Tridel Built Green. Built for Life.®



BILD HIGH-RISE GREEN BUILDER OF THE YEAR

Tridel has claimed the title of the most environmentally friendly condo builder in the GTA more times than any other builder in the industry. We build communities that are environmentally responsible, safe and healthy places to live. We are determined to develop condominium residences that meet the needs of today's homeowners while safeguarding the wellbeing of future generations. We do this by focusing on environmentally sustainable building design and performance in construction, property management and corporate stewardship. This is why it's Tridel **Built Green. Built for Life.**®



Facebook.com/Tridel



Twitter.com/Tridel

Illustrations are artist's concept only. Tridel®, Tridel Built for Life®, Tridel Built Green, Built for Life.® are registered trademarks of Tridel and used under license. ©Tridel 2014. All rights reserved. E&O.E.

tridel.com