

Tridel  
home+™

**TRIDEL®**  
BUILT FOR LIFE

**ONE OLD MILL  
PERSONAL SELECTIONS GUIDE**



# EXPRESS YOURSELF

Welcome to the next stage of your new home journey – your Design & Décor appointment! Now begins the exciting time when you will make the decisions that will transform your new condominium into your new home. At every stage of this journey, your Customer Care team is here to assist you.

Our Customer Care Décor Representatives are knowledgeable on all Tridel products and services. We encourage you to share all of the plans you have for your new home with us so we can tailor the right features and finishes to you and your family.

Our most important goal is to help you make the selections that you will love to live with for years to come. Thank you for letting us be a part of your exciting journey. Thank you for choosing Tridel.


The Personal Selections Guide has been created to assist you with your décor selection process and to help you establish your design preferences. The finishes and features included in this publication are generally representative of the types of features and finishes that may be available as Included and / or Personal Selections for your new Tridel home. While the majority of photography is of actual Tridel homes, please note that the accessories, furniture, lighting, wall coverings and area rugs displayed in the images are for illustration purposes only. All suites are sold un-accessorized and unfurnished.



**One Old Mill Customer Care**  
If you have questions about the Personal Selections Guide or your Lifestyle & Design appointment, please contact your One Old Mill Customer Care Décor Representative at 416.736.2545 or via email at [oneoldmillcc@tridel.com](mailto:oneoldmillcc@tridel.com).

All selections to be made from Vendor's samples. Vendor cannot guarantee colour consistency for interior finishes due to variations in dye lots and natural materials (e.g. stone and wood). Personal Selections may affect suite readiness at occupancy; please refer to the Finishes, Appliances and Extras section of your Agreement of Purchase and Sales or see your Customer Care Representative for details. Due to constantly changing material costs and labour, prices are subject to change without notice. All pricing includes any applicable credits. Tridel, Tridel Built for Life and Home + are registered trademarks of Tridel Corporation. E. & O.E., March 2012.

# PERSONAL SELECTIONS GUIDE



To make sure you get the most out of your Design & Décor appointment and investment with Tridel, we have provided you with this convenient Personal Selections Guide so you can create a general budget that will help you plan ahead.

When you've invested in a new home you need to make sure every inch works for you and that it reflects your personal style. Tridel's Lifestyle & Design program provides you with a wide range of Included Features that are all available to you as part of your original investment. We also have Personal Selections to offer you at an additional cost that allow you to express your own distinctive vision for your new home.



These designer recommended Personal Selections have been created by the Tridel professional interior design team and reflect current market trends and customer popularity at other Tridel communities. We also understand that you may have unique ideas that require custom pricing. All this and more will be covered during your visit to our Lifestyle & Design Studio.

Personalizing your home with Tridel should be effortless and with our professional staff and experience, it can be. Superior workmanship of all your selections is ensured by regular quality control reviews throughout the construction process and the trade partnerships we have established over years. With our award winning Customer Care Team and our outstanding Warranty program backed by TARION, you can rest assured choosing to invest in your new home through Tridel is the right decision.

# HOW TO USE THIS GUIDE:

Since there are literally hundreds of Personal Selections in our Studio for you to choose from, we have summarized this guide to reflect all available suite designs (i.e. 1 Bedroom to 2 Bedroom designs). The price ranges are estimates for the purposes of creating your initial design budget that will give you an idea on how to best prioritize your plans for customization. Detailed pricing will be provided during your appointment where you will have many pre-priced Personal Selections to choose from and for more specialized requests, we would be happy to custom price selections for you.



**Environmentally Friendly** Selection is considered an environmentally friendly alternative. Please see your Customer Care Décor Representative for more information.



**Extra Customer Care** Selection may require additional maintenance, depending on your lifestyle or the nature of the material. Your Customer Care Décor Representative would be happy to review proper care for these Personal Choice selections with you.





# Kitchen Selections

The kitchen is the place where all the good conversations take place and where we gather with our friends and family. With today's open concept homes, your kitchen isn't just the emotional centre of your new home; it's the heart of your style. Whether you want a kitchen with the clean, industrial lines of a modern style statement or the welcoming warmth of wooden look cabinetry, your Customer Care Décor Representative will help you realize your vision.

	KitchenAid Dishwasher	\$1,270 - \$1,790
	KitchenAid Microwave Hood Combo	\$575
	KitchenAid Slide-in Ceran Top Range	\$1,405
	Signature Kitchen Cabinetry	\$4,425
	Backsplash - Honed or Polished Marble	\$450 - \$1,170
	Backsplash - Back Painted Glass	\$1,800 - \$3,800
	Kitchen - Granite Countertop	\$900 - \$3,500
	Kitchen - Quatrz Countertop	\$1,200 - \$3,300
	Kitchen Countertop with Edge Details	\$360 - \$995
	Kitchen Faucet - in Chrome or Stainless Steel Finish	\$395 - \$550
	Organic Double-chambered Water Filtration System; With Active Carbon and Cutting Edge Microfibre Technology - by JUDO	\$1,285








# Electrical Selections

Good design is based on the balance of style and function. By planning ahead for details, your enjoyment of your home will be ensured. Remember to consider the small things such as task lighting, the placement of your television and other details that will make a large impact to your comfort and enjoyment of your home later.

 Master Switch	Pricing based on suite design
3 Way Switch	\$320
Convert Existing Cable or Telephone Outlet into a Multiport (cost per item)	\$310
Relocation of any one of the following items - light switch, cable outlet, telephone outlet, multiport or duplex receptacle with the original room (cost per item)	\$140 - \$280
Additional Capped Ceiling Outlet	\$220 - \$460
Additional Duplex Receptacle	\$200
Additional Telephone or Cable Outlet (cost per item)	\$310
Additional Multiport Outlet (cost per item)	\$425
Clock Receptacle, Conduit & Blocking (if applicable)	\$590 - \$800
Coloured Electrical Faceplate	\$60 - \$190
Clock Receptacle, Conduit and Blocking (if applicable for Wall Mount Television)	\$590 - \$800

\* All Pricing before concrete is poured










## Bedroom Selections


Don't overlook your bedroom. As the most personal room in your new home, your bedroom should be a place where you can feel relaxed and comfortable. Choose colours and textures that soothe you. Consider adding closet organizers to eliminate clutter. This is not just where you sleep; it's where you take refuge.

	Laminate Flooring - to extend into bedroom(s)	\$1,000 - \$2,750
	Engineered Hardwood	\$2,400 - \$8,600
	Moroccan Wool Carpet	\$705 - \$1,875
	8mm Eco Underpad	\$150 - \$450
	Closet Organizer System with Various Options	\$80 - \$1,040
	Frosted Glass Sliding Doors from Frameless Mirror Sliding Doors	\$500 - \$2050



## Laundry Room Selections




While it may not seem glamorous, your laundry room is essential to the day to day functioning of your new home. Consider your lifestyle; are you active and social? Do you have children or pets? Whatever your circumstances, a little advance planning will go a long way in making your new home work for you.

	Whirlpool Full Sized Front Load Washer (pending suite layout)	\$630
	Whirlpool Full Sized Front Load Dryer (pending suite layout)	\$420



# Bathroom Selections

Don't think only of function, think solitude. Your bathroom should be a retreat from everything and everyone; your home spa. Creating a space that is both stylish and relaxing can be as easy as adding a handheld shower head that massages as it cleanses. In today's busy world, we all deserve a private space where we can withdraw from the world and rejuvenate.

Grab Bars - in Chrome Finish	\$360 - \$575
 Faucets - Lavatory & Shower Set in Chrome or Stainless Steel Finish	\$230 - \$1,350
 Handheld Shower - in Chrome or Stainless Steel Finish	\$345 - \$445
 Toto Ultramax II Toilet	\$385
Conversion of Bathtub to Frameless Clear Glass Shower Stall (includes potlight) *pricing before concrete is poured	\$4,600 - \$4,700
Conversion of Framed Shower to Frameless Shower Stall *pricing before concrete is poured	\$2,200 - \$2,300







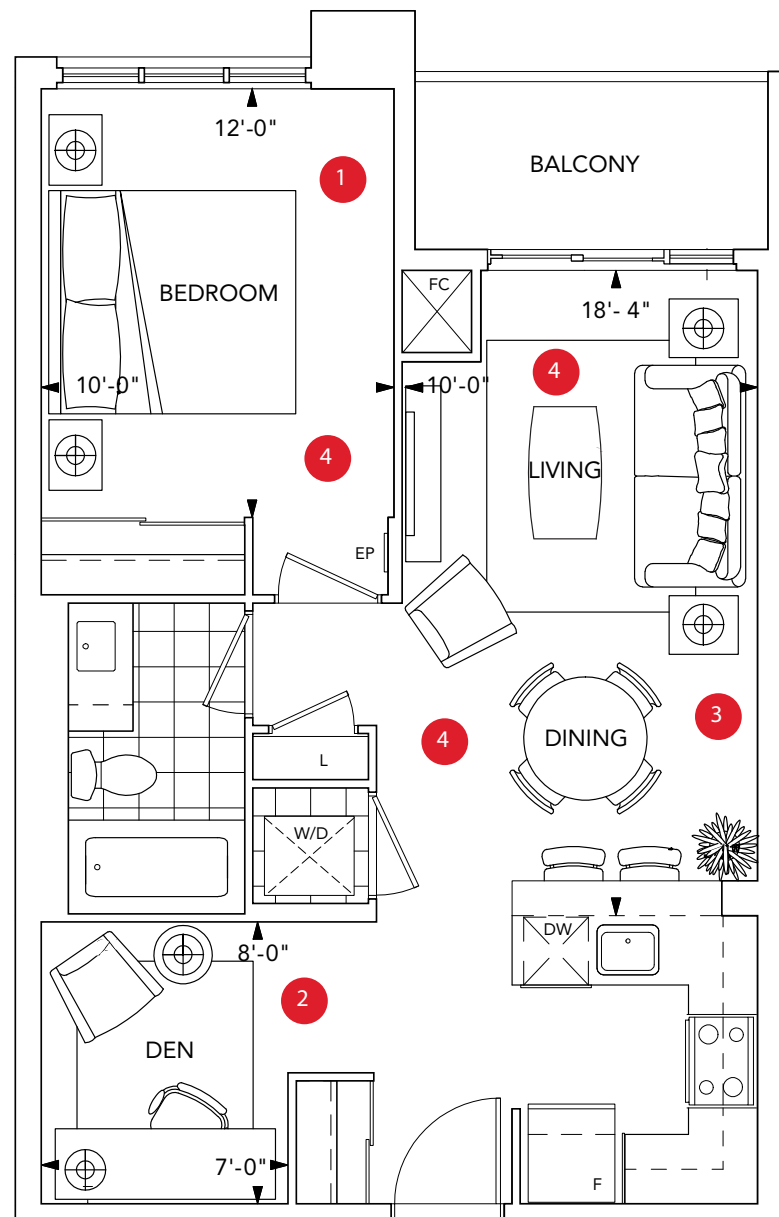


# Finishing Touches

Don't forget the details, they make all the difference. From cornice moulding to paint colour, the hardware for your kitchen cabinets to your closet sliders, finishing touches are like the jewelry you wear that take your style to the next level.

	Personal Selection Paint - varies according to number of room(s)	Pricing based on suite design
	7" Cornice Moulding in Foyer, Living/Dining Room and Den (if applicable)	Pricing based on suite design
	8" Cornice Moulding in Foyer, Living/Dining Room and Den (if applicable)	Pricing based on suite design
	Alternate Flooring Selections - Engineered Hardwood in lieu of included Laminate Floor in Foyer, Living/Dining Room, Kitchen and Den (if applicable)	Pricing based on suite design
	Plaster Smooth Ceilings in lieu of included Stippled Ceiling (subject to locations)	Pricing based on suite design
	Electric Fireplace - with mantle *Pricing before concrete is poured	\$5,840
	Electric Fireplace - recessed into wall *Pricing before concrete is poured	\$3,020





### 1 Laminate Flooring

Extending hard flooring into bedrooms from living areas helps the eye move easily through your room; minimizing visual disruptions and making space seem larger. Hard flooring such as laminate or engineered wood selections may also reduce the practical concerns for those who do not prefer carpeting.

### 2 Enclosing the Den

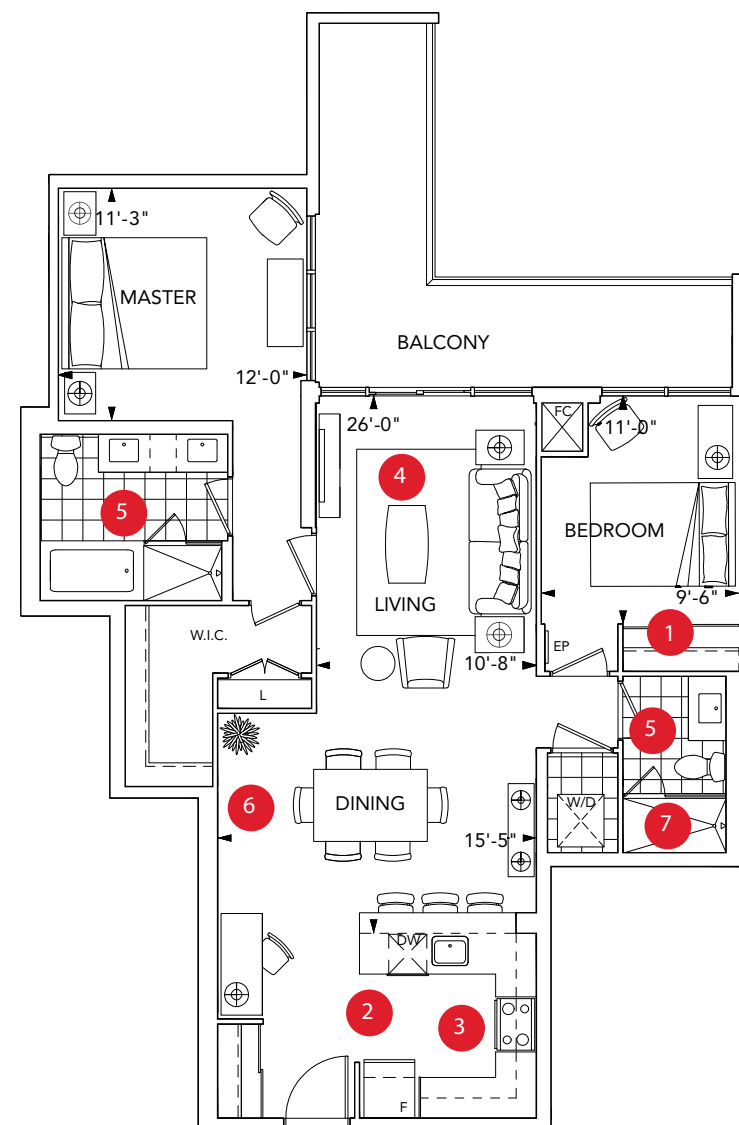
Consider creating a more intimate atmosphere for your den by enclosing your space. Whether you work from home or just require a separate space, installing a doorway is the simplest design option. French doors offer a more traditional look while glass doors will offer light and maintain a more open feeling.

### 3 Feature Wall

Like a work of art, a feature wall is a simple way to define your space. Whether you use a piece of built in furniture, a fireplace or simply a painted contrast wall, this simple design ingredient creates focus, drawing the eye and distinguishing your room.

### 4 Smooth Ceilings

A design touch that makes an immediate impact. The clean, smooth lines of this architectural feature add an element of elegance to your living spaces. For those who wish their home to have a more traditional feel, a smooth ceiling should definitely be considered.



### 1 Frameless Mirrored Closet Sliding Doors

Mirrors double our view, adding space to your home. By eliminating the frames of traditional mirrored sliding doors, uninterrupted lines of frameless sliders add a feeling of lightness and maintain your sense of space.

### 2 Enclosed Kitchen

For a more traditional kitchen design, consider enclosing your kitchen with frosted glass French doors. Lending a classic design to your home and creating a sense of privacy, these doors add elegance to the living and dining rooms as well.

### 3 Kitchen Backsplash

Distinctive backsplash tiles enhance the kitchen, adding a splash of colour and elegance. In open concept homes, a distinctive backsplash beautifies not only the kitchen but the whole home as well.

### 4 Capped Ceiling Outlet

Don't forget to consider the lighting in your new home. A lighting plan is essential to creating mood and determining the purpose of each room in your home.

### 5 Tiled Bathroom Wall

A tiled wall in the bathroom is an attractive design feature, adding texture and colour. For the more practical among us, the easy to wipe clean tile is a simple maintenance alternative. For the more design driven, the continuity of the visual lines make the room seem larger and creates an interesting focal point.

### 6 Mirrored Wall

Mirrors have almost magical properties. Whether visually expanding a small space or creating a new mood by reflecting light or the views from your windows, mirrors can virtually reinvent a room. Try adding a mirrored wall to a small living room, creating the illusion of a much larger space and adding a flavour of contemporary design.

### 7 Frameless Shower Stall

Visually weightless and elegant, a frameless glass shower stall can be an appealing alternative to the included bathtub.



**One Old Mill Lifestyle & Design Studio**  
**Tel: 416-736-2545 / Email: [oneoldmillcc@tridel.com](mailto:oneoldmillcc@tridel.com)**

**[tridel.com](http://tridel.com)**